

Protection in Portable Electronics Applications.

FEATURES

- 300 Watts peak pulse power ($t_p=8/20 \mu s$)
- Transient protection for high-speed data lines to IEC 61000-4-2(ESD) 15kV(Air), 8kV(Contact) IEC 61000-4-4(EFT) 40A($t_p=5/50ns$) IEC 61000-4-5(Lightning) 24A($t_p=8/20 \mu s$)
- Standard SOT-23 Package.
- Two devices will protect one line.
- Low capacitance-5pF.
- Low clamping voltage.
- ESD Protection >25kilovolts.

APPLICATIONS

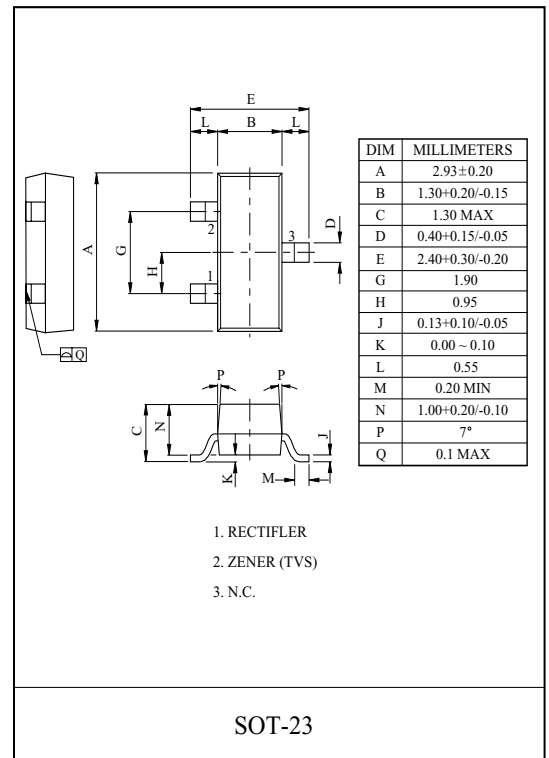
- Cellular Phone Handsets and Accessories.
- Microprocessor based equipment.
- Personal Digital Assistants (PDA s)
- Notebooks, desktops PC, & servers.
- High-Speed data lines.
- Portable Instrumentation.
- LAN/WAN equipment.

MAXIMUM RATING (Ta=25)

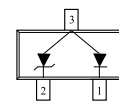
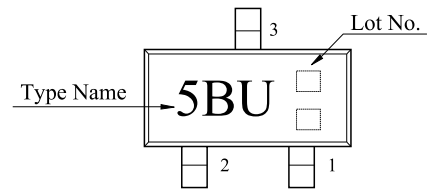
CHARACTERISTIC	SYMBOL	RATING	UNIT
Peak Pulse Power ($t_p=8/20 \mu s$)	P _{PK}	300	W
Peak Pulse Current ($t_p=8/20 \mu s$)	I _{PP}	24	A
Operating Temperature	T _j	-55 150	
Storage Temperature	T _{stg}	-55 150	

ELECTRICAL CHARACTERISTICS (Ta=25)

CHARACTERISTIC	SYMBOL	TEST CONDITION	MIN.	TYP.	MAX.	UNIT
Reverse Stand-Off Voltage	V _{RWM}	-	-	-	5	V
Reverse Breakdown Voltage	V _{BR}	I _f =1mA	6	-	-	V
Reverse Leakage Current	I _R	V _{RWM} =5V	-	-	20	μA
Clamping Voltage	V _C	I _{PP} =5A, $t_p=8/20 \mu s$	-	-	11	V
		I _{PP} =24A, $t_p=8/20 \mu s$	-	-	14.5	
Junction Capacitance	C _J	V _R =0V, f=1MHz (Pin 2 to 1)	-	-	5	pF



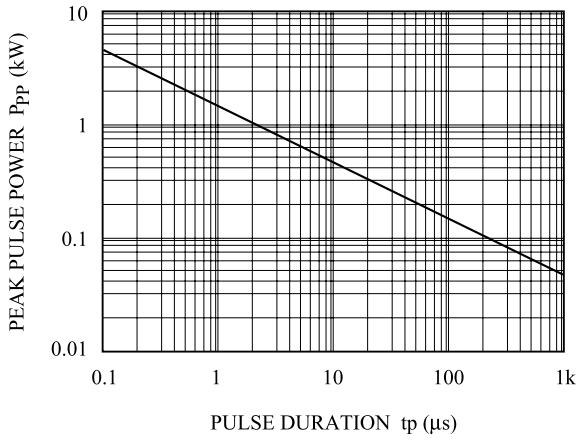
Marking



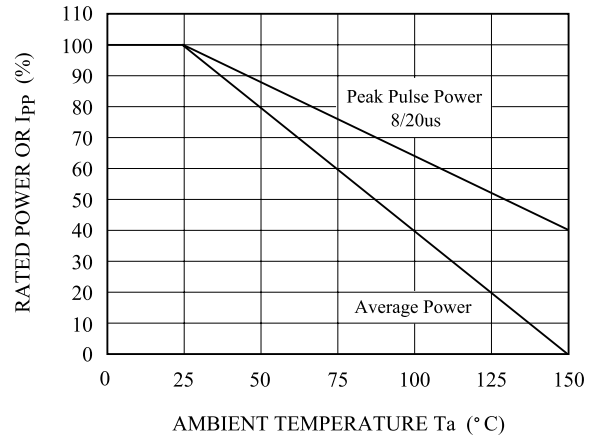
* pin #3 must be remained floating(NC), when use pin #2(signal) & #1(GND)

PG05BUS23

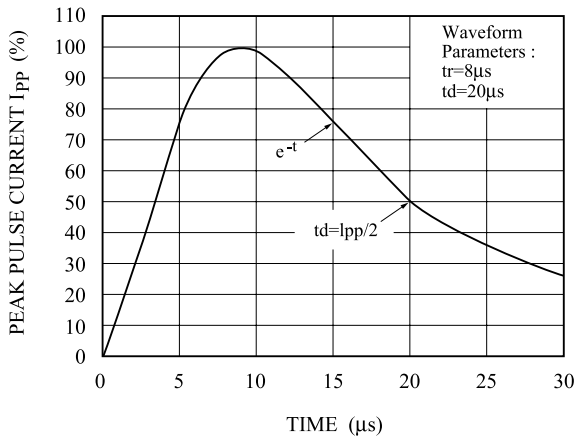
NON-REPETITIVE PEAK PULSE
POWER VS. PULSE TIME



POWER DERATION CURVE



PULSE WAVEFORM



C_J - V_R

